

增值税注册流程

中国本地卖家如何在阿联酋注册增值税

阿联酋增值税官方网站创建账户

Thursday 21 Jun 2018

Secure | <https://eservices.tax.gov.ae/en-us/login>

Login Sign up

الهيئة الاتحادية للضرائب
FEDERAL TAX AUTHORITY

United Arab Emirates

-A | A | A+

Login

Welcome to the Federal Tax Authority

Email address

Password

Enter security code:

165106

登陆
<https://eservices.tax.gov.ae>，点击右上角 Sign up

阿联酋增值税官方网站创建账户

Sign up

Welcome to the Federal Tax Authority

邮箱地址

姓名-英文

China (+86) ▼ 手机号码

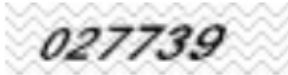
China (+86) ▼ 办公室号码

Password must be 6-20 characters long with at least one numeric, one alphabet and one special character such as @, #, \$, %, &, *

..... 设置密码，6-8位之前，至少包含一个字母，一个特殊符号以及一个数字
Password strength **Average**

.....

Enter security code:

027739 

In which country? 选择一个问题回答用于密码恢复

问题答案

问题答案

Please choose the purpose for registration

Business registering for Tax ▼

I agree to the **Terms & Conditions of the FTA**

Sign up

Already registered? [login here](#)

阿联酋增值税官方网站创建账户



Thank you for signing up. Please follow the instructions sent to cliyan416@foxmail.com to verify your account.

If you have not received an email with a verification link after a few minutes, please check your spam inbox.



Dear Recipient,

Thank you for creating an account with the Federal Tax Authority.
Please click on the below link to verify your email address and login to the portal.

[Click here to verify your email](#)


Sincerely,
The Federal Tax Authority

创建账号之后，注册邮箱会收到邮件进行验证。点击链接完成验证。

阿联酋增值税官方网站创建账户



Verify your email




Please click on the following link to confirm your account.

[Confirm](#)



Verify your email



Your account is enabled.
You can login on this page

阿联酋增值税官方网站创建账户

الهيئة الاتحادية للضرائب
FEDERAL TAX AUTHORITY



DASHBOARD

MY PROFILE

DOWNLOADS

-A | A | A+

Taxable Person

Add New Taxable Person

Legal Name of Entity (English)

Legal Name of Entity (Arabic)

Account Owner's Email

Write Access

Tax Agency

No record found

阿联酋增值税官方网站创建账户

Add New Taxable Person ✕

Legal Name of Entity (English) *

税务主体英文 – 执照上的公司名

Legal Name of Entity (Arabic) *

税务主体阿文 ترتفع

Create Taxable Person

阿联酋增值税官方网站创建账户

Legal Name of Entity (English)

Legal Name of Entity (Arabic)

My Accounts

VAT



VAT101 Register for VAT

Excise Tax



EX101 Register for Excise Tax

Warehouse Keeper and Designated Zones

阿联酋增值税官方网站创建账户

VAT- Getting Started Guide

Overview



Important basics about VAT registration



Registration criteria



Definitions that you should be aware of at this time



Do I have to register if I already have a Tax Registration Number ("TRN") for Excise Tax?



Can one person have more than one TRN for VAT



Registration of a Tax group



What if you only make zero-rated supplies?



Important information about using the online VAT application form



Click here to confirm that you have read the getting started guide.

Proceed

注册步骤一 填写纳税主体基本信息



About the applicant

On what basis are you applying for registration?*

Legal person - Other

If other, please specify*

foreign business

Do you hold a Trade License in the UAE?

Yes No

Are you also applying to create or join a Tax group?

Yes No

Are you registering mandatorily or voluntarily?*

Mandatorily

Save as draft

Save and continue

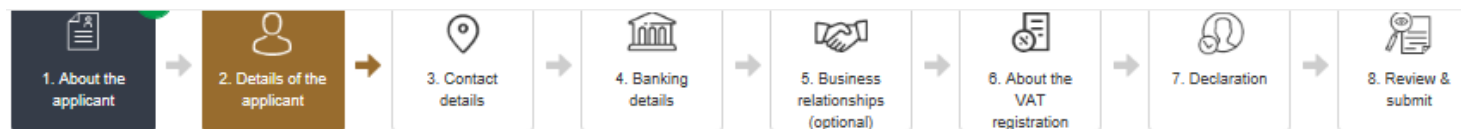
对于在阿联酋以外注册的公司，需要选择 Legal person - Other

您是否有阿联酋本地的营业执照-选择“No”

非阿联酋营业执照需要备注“Foreign Business”，或者也可备注“Non - Resident”

过去12个月阿联酋当地销售额大于375000迪，或者未来30天销售额预估大于375000迪拉姆的公司是必须注册，选“Mandatorily”。不高于上面的数字，但高于187500迪拉姆的是自愿注册。

注册步骤二 填写纳税主体详细信息



Details of the applicant

Name of the applicant

Legal name of entity (English)*

abc ltd

Legal name of entity (Arabic)*

اى بي سي المحدودة

Do you have a trade name that differs from the above?

Yes No

Identification of the applicant

Do you have a Certificate of Incorporation?

Yes No

Upload a copy of the Certificate of Incorporation*

Choose files to upload

Choose Files

File name

ABC.pdf



Upload other relevant documents such as documents providing information about your organization, including its activities and size

Choose files to upload

Choose Files

在此填写营业执照上的公司名（阿文），阿联酋税务当局有可能会因为不恰当阿文翻译而拒绝注册申请，因此请避免使用Google翻译，建议您请专业的翻译机构或者个人翻译。

公司注册证书是与已组建的实体有关的法律文件。这是组建公司的许可证，由政府或某些辖区的非政府实体签发。您可以上传英文签发的本国公司注册证书。如果注册证书没有以英文发行，则应先进行阿文翻译再上传

营业执照上的公司名（英文）此信息会显示在增值税注册证明上，请确保填写正确性。

选择“**Yes**”，即需要上传公司注册证书。

如果您没有，可以选择“**No**”。并上传营业执照，公司章程，合伙协议或者类似文件可以提供相关公司经营范围，规模等相关信息的文件，如果您没有英文相关的文件，需要把文件内容翻译成阿文之后再上传

注册步骤二 填写纳税主体详细信息 (续)

Details of the Manager of the business (CEO or equivalent)

填写法人姓名英文 ← Enter name of Manager (English)*
John Doe

国籍 ← Nationality as shown on Passport*
China

护照到期日 ← Passport expiry date (dd/mm/yyyy)*
05/01/2023

选择“No” ← Is the manager resident in the UAE?
 Yes No

法人姓名阿文 - 请避免使用网上翻译工具, 请咨询专业机构或人员进行阿文翻译
Enter name of Manager (Arabic)*
جون لود

需要填写护照号码以及上传护照文件
Passport Number*
K1234567

Upload a scanned copy(ies) of the Passport*
Choose files to upload Choose Files

File name	
Passport.pdf	

← Previous Save as draft Save and continue →

注册步骤三 公司填写联系方式



Contact details

Business contact details

Provide details of the place where most of the day-to-day activities of the business are carried out.

Registered address: line 1 *

8 Beichen E Rd, YaYunCun,

Registered address: line 3

Beijing Shi

City *

Beijing

Country *

China

Phone country code *

China (+86)

Registered address: line 2

Chaoyang Qu,

Registered address: line 4

Registered address: postal code / zipcode *

000000

Phone number *

1234567899

此处填写公司联系地址及其他相关联系方式，请避免填写其他人的地址信息（比如，您的财务人员地址）。

如果您有多处经营地址，请提供业务大部分日常活动所在地的详细信息。

如果您是申请在阿联酋增值稅的外国企业，可以选择在阿联酋指定稅務代理。在这种情况下，请在此提供详细信息，然而外国企业任命稅務代理人不是强制性的，您可以选择不提供细节。

注册步骤四 填写公司银行账户信息



Banking details

Bank details

The account name must match the business name you are registering with the FTA. You must also ensure that you enter the details requested accurately.

Is your bank located

In the UAE? Outside of UAE?

IBAN/Account number

必须公司账户

Swift / BIC

SWIFT代码可以咨询您的
开户行或者网上查询

Bank name

银行名称

Bank Branch Name and Address

开户行 (支行) 名称

Account holder's name

银行账号的账户名 (必须是
申请纳税号的同一公司名)

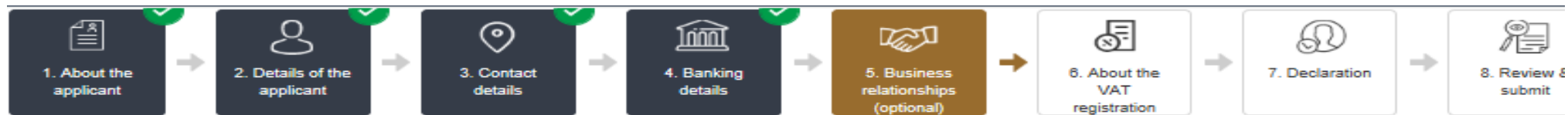
选择“outside of UAE”,提供您本国银行账户信息。
并不强制性要求填写阿联酋当地银行账户信息。
然而, 只有阿联酋当地银行账户才可以向税务当局申请退还在阿联酋当地发生的增值税。

← Previous

Save as draft ↕

Save and continue →

注册步骤五 填写相关联商业信息



Business relationships

Senior management relationships

Are you (or any of the directors or partners of the applicant), currently involved in (or in the past 5 years been involved in) any other business resident in the UAE, either individually or as a director or partner in that business?

Yes No

Partner / Director details

Name of the Director / Partner

Nationality as shown on Passport

Please select

Expiry date of the passport (dd/mm/yyyy)

Passport number

Upload scanned copy(ies) of Passport

Choose files to upload

Choose Files

Is the partner/director a resident of the UAE? *

Yes No

Enter the Emirates ID number

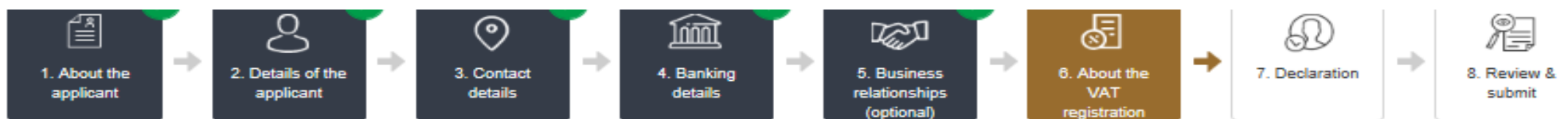
Expiry date of the Emirates ID (dd/mm/yyyy)

您或者公司合作伙伴是否正在或者在过去5年中在阿联酋当地有其他业务。

如果选择“No”，即不需要提供进一步详细信息。

如果选择“Yes”，需要提供相关公司法人或者合伙人信息以及该公司相关信息。

注册步骤六 填写纳税相关信息



About the VAT registration

Business activities of the applicant

Select the primary activity of the business*

Other retail sale not in stores, stalls or markets



Add any other activities (or proposed activities)

根据实际情况，选择公司经营类型。

Actual or estimated financial transaction values

Registration criteria

For businesses resident in the GCC

(Mandatory registration) You will be required to be registered when the VAT law is in force if you are a business that is resident in the GCC and you are making supplies of goods or services in the UAE and either:

1. Your turnover was more than AED375,000 in the last 12 months; or
2. You expect that your turnover will be more than AED375,000 in the next 30 days.

Federal or Emirate Government bodies and Charities

All Designated Government Bodies and Designated Charities must register for VAT purposes, whether or not they are otherwise required or eligible for registration (subject to relevant entity being listed in Cabinet Decision). More details on this subject can be obtained from the FTA if required.

For businesses resident outside the GCC

You are required to register when the VAT law is in force if you are making or expect to make supplies of goods or services in the UAE and there is no other person who is required to account for the VAT due in the UAE on your behalf.

注册步骤六 填写纳税相关信息 (续)

只考虑在阿联酋发生的销售额。如果您在过去12个月没有在阿联酋产生过销售额，请填写“NIL”。

如果您在过去12个月内在阿联酋有销售额，在计算销售额的时候需考虑以下几点：

应税供应品，标准税率供应品，零税率供应品
注意：不要包含免税供应品

计算单位以阿联酋当地货币单位迪拉姆 (AED) 为准

Turnover for the last 12 months (AED)*
0

Expected turnover in the next 30 days (AED)*
250000

Do you expect the VAT on your expenses to regularly exceed the VAT in your taxable supplies?*

Yes No

Do you also expect to make exempt supplies?*

Yes No

Upload scanned copy(ies) of documentary proof

Choose files to upload

未来30天之内预估的销售额-只考虑阿联酋本地销售额

相关证明文件 – 非必须上传的

如果您想要上传相关证明文件，您可以上传公司财务报表或者财务预测等相关文件。

如果此类文件不是英文，则需先翻译成阿文再进行上传。

Imports and Exports

Do you intend to import goods or services?*

Yes No

Will any of these imports be from GCC member states?*

Yes No

Do you intend to export goods or services?*

Yes No

Will any of these exports be to GCC member states?*

Yes No

根据将来进行的交易来选择。对于中国本地买家，如果进口货物至阿联酋，则Import选项应为“Yes”；如果今后没有打算从阿联酋出口货物或者服务，则Export选项应为“No”

GCC activities (optional)

If you are registered for VAT in any GCC member states and/or if you import from or export to GCC members states, then please provide the following information.

Steps to add GCC activities details:

1. Provide details in all fields.
2. Click on button "Add GCC Activities".
3. If you wish to add more than one GCC activities, please fill the details and click "Save and add More" button.

注册步骤六 填写纳税相关信息 (续)

如果没有海关代码，
请选择“NO”
如果有海关代码，选
“Yes”。

Customs registration information


If you are registered with any of the Customs departments in the UAE, please enter the details here. The information will assist the FTA and the relevant Customs department identify you accurately at the time of importing and exporting goods into or from the UAE. Failure to enter this information may result in delays at the border.

Do you have a Customs number?

Yes No

是否有申请特例，一
般都选“No”


Exception from VAT Registration


Do you wish to apply for an Exception from VAT Registration based on the above? 

Yes No

对于新的中国卖家来
说，增值税生效日期
从预测的第一笔在阿
联酋销售日期开始。

Effective Date of Registration


Date on which threshold has exceeded / is expected to be exceeded* 

On what date would you like to be registered (if prior to the standard effective date as per the law)* 

Please state the reasons for providing a date prior to the standard effective date*

建议在评论部分中强
调申请人是非阿联酋
居民，但有义务支付
阿联酋增值税，并提
及（预期）首次销售
需缴纳增值税的日期，

注册步骤七 填写申报信息



Declaration

Authorized Signatory

Job Title*

Name in English*

Nationality as shown on Passport*

Expiry date of the passport (dd/mm/yyyy)*

Name in Arabic*

Passport number*

Upload a scanned copy(ies) of Passport*

授权签名人的详细信息须针对获得合法授权的人员。通常是公司法人。

职务

姓名

国籍

护照到期日

姓名阿文 - 请避免使用网上翻译工具，请咨询专业机构或人员进行阿文翻译

护照号

上传护照复印件

注册步骤七 填写申报信息 (续)


Is the authorized signatory resident in the UAE? *

Yes No

Phone/Mobile country code *


Please select

Phone/Mobile number *

Upload scanned copy(ies) of proof of authorization * 

Choose files to upload

Date of submission (dd/mm/yyyy)

19/04/2018 

Communication preferences

Preferred channel of communication

Please select

Preferred language of communication *

Please select

授权签字人应该有文件证明他有权代表公司或申请人行事。上传的文件通常为公司授权的签字人授权书 (或其他可以用作授权证明的文件)

Checklist for completion

By registering to create a Tax Registration Account on this website, either for personal use, or on behalf of an organisation, you acknowledge and agree that:

all information provided by you is true, accurate and complete; and that you have provided all supporting information or documentation which has been requested of you, or which you think may be relevant;

you have read, and are compliant with, the relevant requirements as set out in Federal Decree Law No. (8) of 2017 on Value Added Tax; and Federal Law No. (7) of 2017 on Tax Procedures (as applicable); you have read, and are compliant with, the Registration User Guides, which can be found in the [download section](#) and that you understand your obligations and rights in relation to use of the website.

点击全选以完成注册步骤